



MATERIALS

- Color printer
- Heavyweight paper (we suggest 65-pound cardstock)
- Cutting tools
- Glue



We've got a mission!
Let's blast off and have a beach party we'll never forget!

(Don't forget your beach toys and gear for playing in the sand!)

Host: _____

When: _____

Where: _____

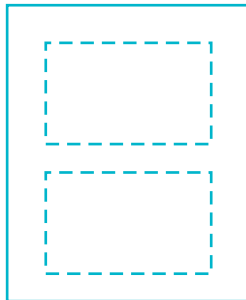
Time: _____

Make a star with your child's name to identify the envelope and address. Please return to us with your name and address.


Note: Cutting intended for grown-ups only.

INSTRUCTIONS


- 1 Print the postcard-sized invitation on heavyweight paper. Set aside to dry.



- 2 Cut out both sides of the postcard.



- 3 Glue both sides together.



Note: This postcard is intended for hand delivery, if mailing we suggest using an envelope for privacy.



Blast off to our summer party!



©BEC ©Disney

We've got a mission!
Let's blast off and have a
beach party we'll never forget!

(Don't forget your beach toys and gear for playing in the water!)

Host: _____

When: _____

Where: _____

Time: _____

Note: Your child can bring a favorite item to share for a show-and-tell activity. Please place it in a bag with their name on it. Also, please alert us to any food allergies your child may have.

