






SPACE BUNNY SUE'S OUT-OF-THIS-WORLD FRUIT SALAD

The birthday boy or girl will be over the moon (and the sun and the stars) for Space Bunny Sue's cosmic fruit salad! Your guests already love these juicy whole foods, but will get a kick out of the space-inspired shapes!



Ingredients:

-  1 small cantaloupe (or other orange flesh melon)
-  1 small red seedless watermelon
-  ½ small yellow seedless watermelon
-  2 green apples
-  Juice from 1 lemon



Directions:

1. Slice cantaloupe and watermelon into ¼-inch-thick slices.
2. Slice apples horizontally, ⅛-inch-thick across their width, so that you have round slices with the seeds and core in the center of each slice. Sprinkle both sides of apple with lemon juice to prevent browning.
3. Cut red watermelon into stars using a star-shaped cookie cutter.
4. Cut yellow watermelon into balls with a melon-baller.
5. Cut cantaloupe into suns using a sun-shaped cookie cutter.
6. Cut apple slices into moon shapes by cutting a circle from one side of each slice, making sure to include the seeds and core in the cut-out piece.
7. Arrange on a plate and serve.

Makes 6 to 8 servings.

REMINDER TO SELF: Ask parents if children have any food allergies!

